

ZXM7-SH144 Series

Znshinesolar 10BB HALF-CELL
Monocrystalline PERC PV Module

520W | 525W | 530W | 535W | 540W



Half Cell Technology

Module RS decreases, FF (fill factor) increases, power gain is stable above 1.5%, and can be increased by 5~10W



High Efficiency

Graphene coating can increase the module efficiency by rising the light transmission



Anti PID

Limited power degradation of ZXM7-SH144 module caused by PID effect is guaranteed under strict testing condition for mass production



Certified to withstand the most challenging environmental conditions

■ 5400 Pa snow load ■ 2400 Pa wind load



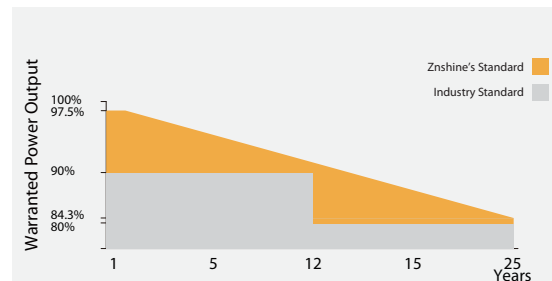

Better Weak Illumination Response

Lower temperature coefficient and wide spectral response, higher power output, even under low-light settings



Graphene Coating

Graphene coating modules can increase power generation and self-cleaning, also can save maintenance cost



12 years product warranty
25 years output warranty



0.55% Annual Degradation
over 25 years



ZnShine PV-Tech Co., LTD, founded in 1988, is a world-leading high-performance PV module manufacturer, PV power station developer, EPC and power station operator. With its state-of-the-art production lines, the company boasts module output of 5GW. Bloomberg has listed ZNShine as a global Tier 1 PV manufacturer and Top 4 reliable PV supplier.

ELECTRICAL PROPERTIES | STC*

Module Type	ZXM7-SH144-520/M	ZXM7-SH144-525/M	ZXM7-SH144-530/M	ZXM7-SH144-535/M	ZXM7-SH144-540/M
Nominal Power Watt Pmax(W)	520	525	530	535	540
Power Output Tolerance Pmax(%)	0~+3	0~+3	0~+3	0~+3	0~+3
Maximum Power Voltage Vmp(V)	40.6	40.8	41.0	41.2	41.4
Maximum Power Current Imp(A)	12.82	12.88	12.94	13.00	13.05
Open Circuit Voltage Voc(V)	48.9	49.1	49.3	49.5	49.7
Short Circuit Current Isc(A)	13.54	13.60	13.66	13.72	13.78
Module Efficiency (%)	20.08	20.27	20.46	20.66	20.85

*STC (Standard Test Condition): Irradiance 1000W/m², Module Temperature 25°C, AM 1.5
*The data above is for reference only and the actual data is in accordance with the practical testing

ELECTRICAL PROPERTIES | NMOT*

Maximum Power Pmax(Wp)	388.8	392.6	396.4	400.2	403.8
Maximum Power Voltage Vmpp(V)	37.5	37.7	37.9	38.1	38.3
Maximum Power Current Imp(A)	10.35	10.41	10.46	10.51	10.56
Open Circuit Voltage Voc(V)	45.7	45.8	46.0	46.2	46.4
Short Circuit Current Isc(A)	10.93	10.98	11.03	11.08	11.13

*NMOT(Nominal module operating temperature):Irradiance 800W/m², Ambient Temperature 20°C, AM 1.5, Wind Speed 1m/s
*The data above is for reference only and the actual data is in accordance with the practical testing

Temperature ratings

NMOT	44°C ±3°C
Temperature coefficient of Pmax	-0.36%/°C
Temperature coefficient of Voc	-0.29%/°C
Temperature coefficient of Isc	0.05%/°C

*Do not connect Fuse in Combiner Box with two or more strings in parallel connection

Working conditions

Maximum system voltage	1500 V DC
Operating temperature	-40°C~+85°C
Maximum series fuse	25 A
Maximum load(snow/wind)	5400 Pa / 2400 Pa

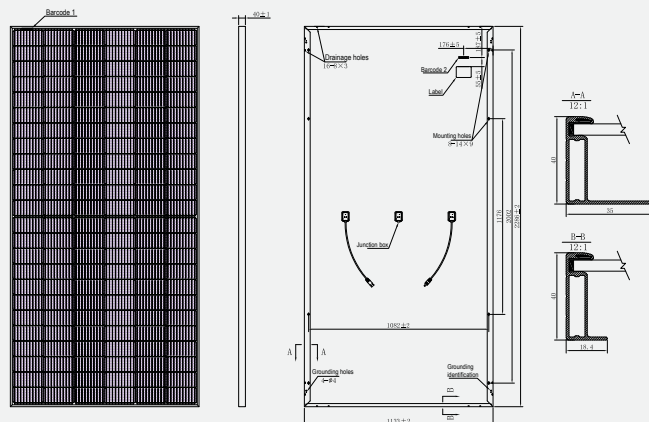
Mechanical data

Solar cells	Mono PERC
Cells orientation	144 (6×24)
Module dimension	2286×1133×40 mm
Weight	29 kg
Glass	High transparency, low iron, tempered Glass 3.2 mm (AR-coating)
Junction box	IP 68, 3 diodes
Cables	4 mm ² , 350 mm
Connectors	MC4-compatible

Packaging information

Packing Type	40'HQ
Piece/Box	27
Piece/Container	540

Dimension of the PV module (mm)



I-V CURVES OF THE PV MODULE

